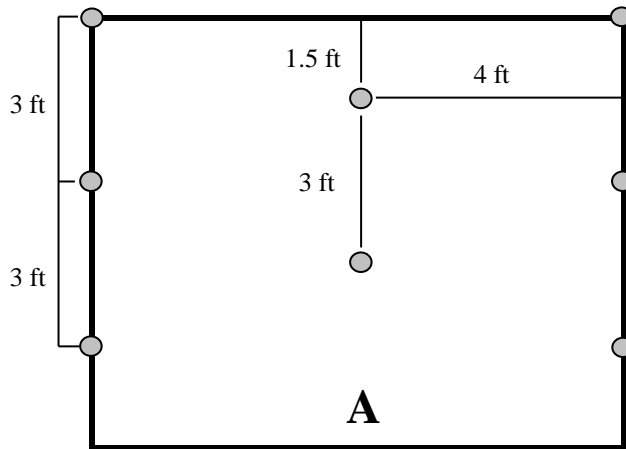


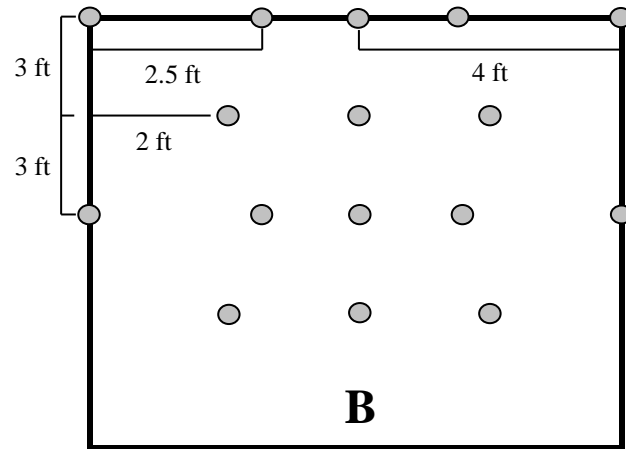
## Recyflex® TRM Staple Pattern Guide

Application	Slope		Channel	
	≤ 3H:1V	≤ .5H:1V	≤ 2.3 lb/ft <sup>2</sup> (110 Pa) Shear Stress ≤ 10.0 ft/sec (3.0 m/sec) Velocity	≤ 10.0+ lb/ft <sup>2</sup> (480+ Pa) Shear Stress ≤ 17.0+ ft/sec (5.2+ m/sec) Velocity
Staple Pattern	A	B	B	C

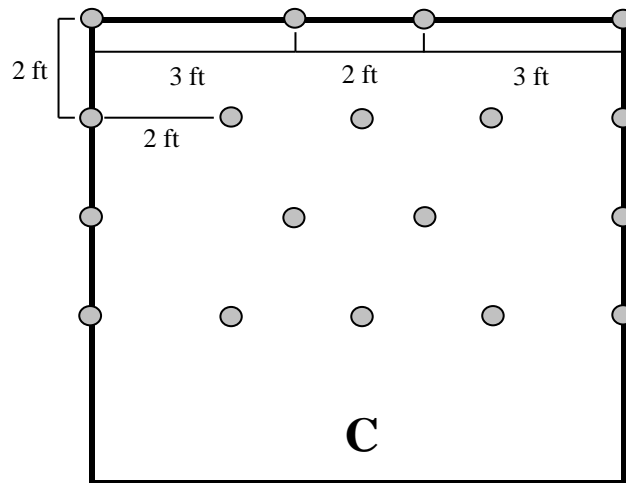
○ = Staple Placement



1.1 Staples/yd<sup>2</sup>



1.6 Staples/yd<sup>2</sup>



4.0 Staples/yd<sup>2</sup>

### Notes:

1. For cohesive soil use a 6 in wire staple and for non-cohesive soil use an 8 in wire staple.
2. For best results insert staples so heads are parallel to the flow of water.
3. Adjust staple pattern so staples are placed in critical channel points (e.g. slope interface, channel bottom) as illustrated below:

Critical channel points are circled.

