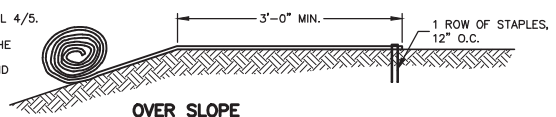
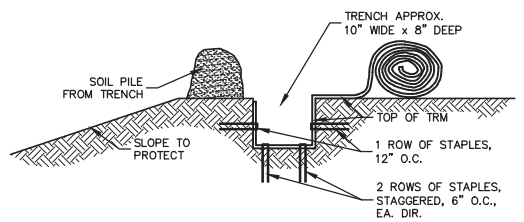


SLOPE DETAIL
NO SCALE

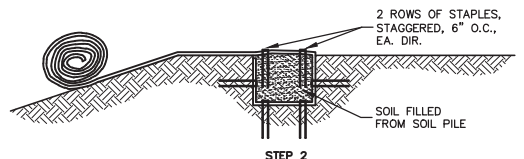


OVER SLOPE CREST METHOD
NO SCALE

DO NOT NEED TO TRENCH TRM IN IF IT CAN BE EXTENDED A MINIMUM OF 3'-0" OVER THE CREST OF THE SLOPE.

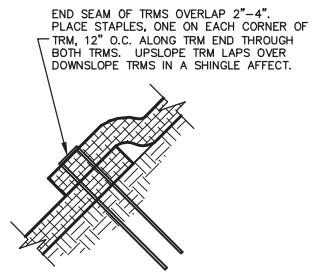


STEP 1

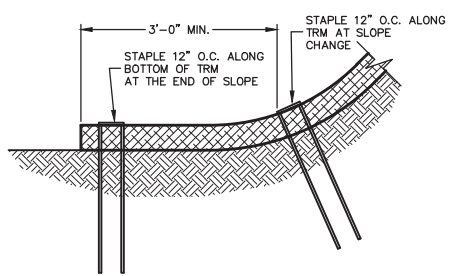


STEP 2

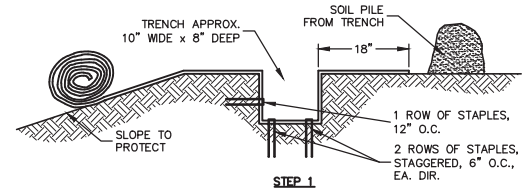
SLOPE TRENCHING METHOD "A"
NO SCALE



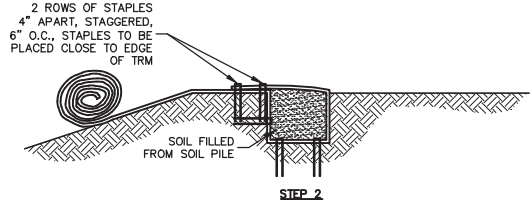
END ROLL OVERLAP
NO SCALE



BOTTOM OF SLOPE TERMINATION
NO SCALE



STEP 1

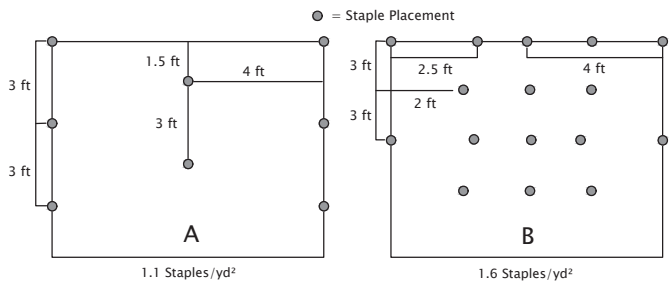


STEP 2

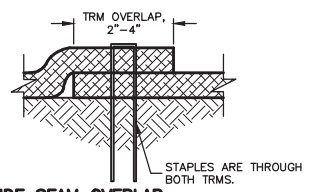
SLOPE TRENCHING METHOD "B"
NO SCALE

Recyclex® TRM Staple Pattern Guide

Application	Slope	
	≤ 3H:1V	≤ 5H:1V
Staple Pattern	A	B



- Notes:
1. For cohesive soil use a 6 in wire staple and for non-cohesive soil use an 8 in wire staple.
 2. For best results insert staples so heads are parallel to the flow of water.



SIDE SEAM OVERLAP STAPLE DETAIL
NO SCALE

