

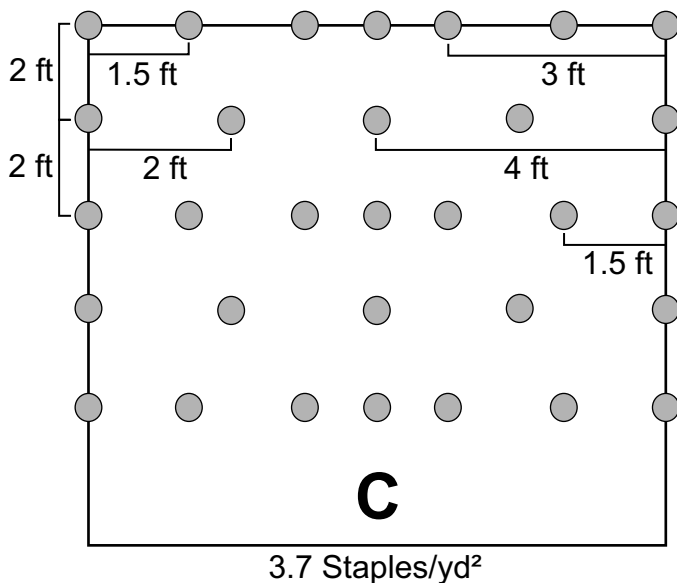
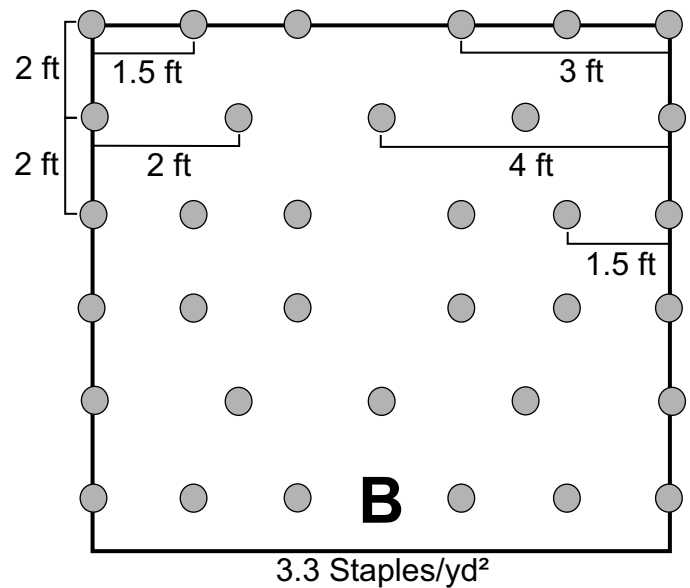
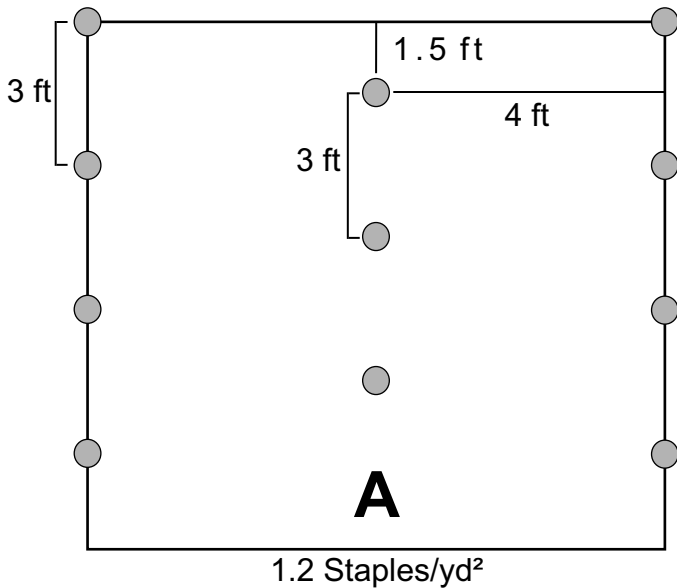


## TriNet™ Coconut Turf Reinforcement Mat (TRM) Staple Pattern Guide

For 8 ft wide TriNet TRM  
Adjust horizontal staple spacing for 16ft wide TRM

Application	Slope		Channel	
	≤ 3H:1V	≤ .5H:1V	≤ 3.0 lb/ft <sup>2</sup> (144 Pa) Shear Stress ≤ 12.0 ft/sec (3.66 m/sec) Velocity	≤ 12 lb/ft <sup>2</sup> (575 Pa) Shear Stress ≤ 20.0 ft/sec (6.1 m/sec) Velocity
Staple Pattern	A	B	B	C

● = Staple Placement



### Notes:

1. For cohesive soil use a 6 in wire staple and for non-cohesive soil use an 8 in wire staple.
2. For best results insert staples so heads are parallel to the flow of water.
3. Adjust staple pattern so staples are placed in critical channel points (e.g. slope interface, channel bottom) as illustrated below:

