

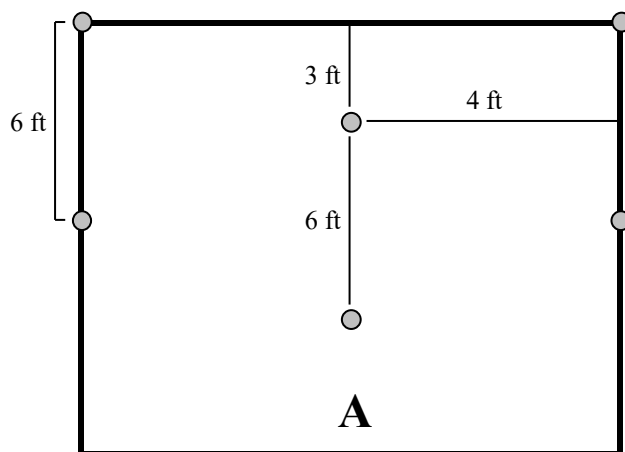
Curlex® Staple Pattern Guide

For 8 ft wide Curlex Erosion Control Blankets

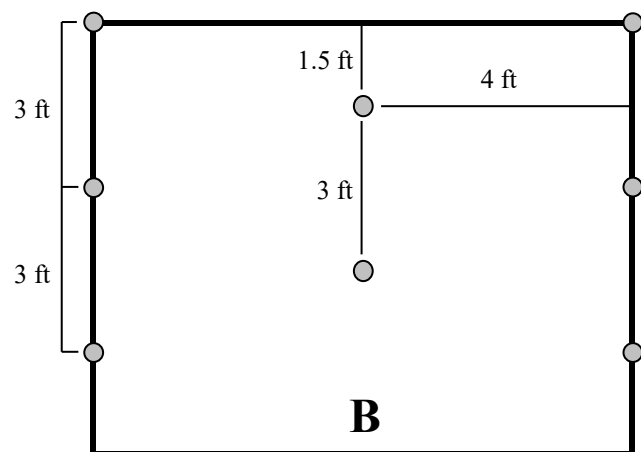
Adjust horizontal staple spacing for 4 ft and 16 ft wide Curlex Erosion Control Blankets

Application	Slope			Channel ≤ 10.0 lb/ft ² (480 Pa) Shear Stress ≤ 17 ft/sec (5.2 m/sec) Velocity
	≤ 4H:1V	≤ 3H:1V	≤ .5H:1V	
Staple Pattern	A	B	C	C

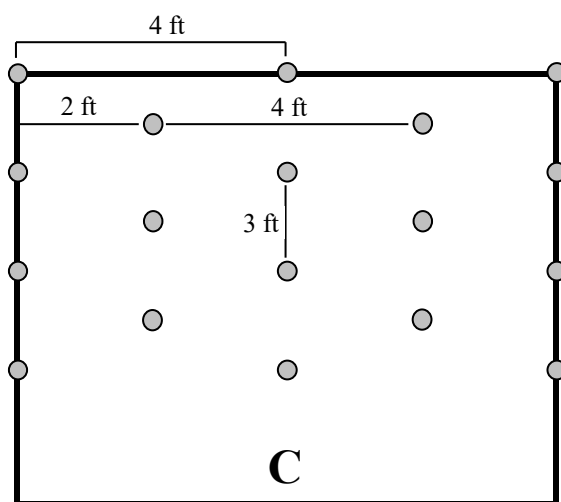
○ = Staple Placement



0.6 Staples/yd²



1.1 Staples/yd²



1.9 Staples/yd²

Notes:

1. Recommended staples are a minimum 4 in biodegradable E-Staple®, as provided by American Excelsior Company, or 6 in wire for cohesive soils and 6 in biodegradable E-Staple®, as provided by American Excelsior Company, or 8 in wire for non-cohesive soils.
2. For best results insert staples so heads are parallel to the flow of water.
3. Adjust staple pattern so staples are placed in critical channel points (e.g. slope interface, channel bottom) as illustrated below.

Critical channel points are circled.

