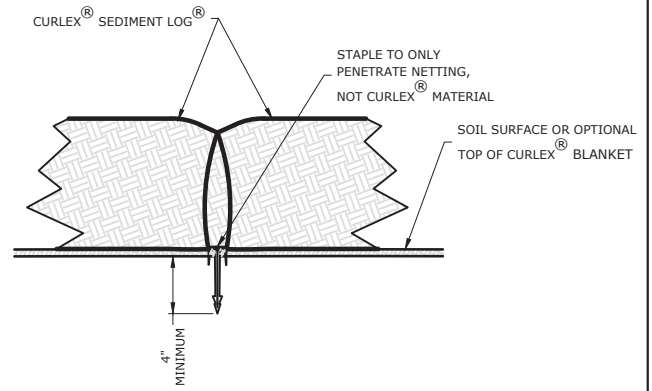
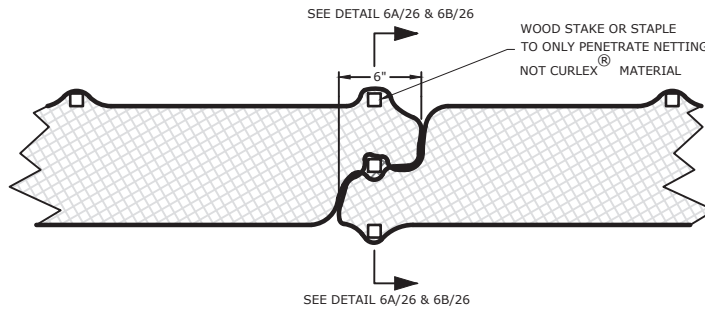


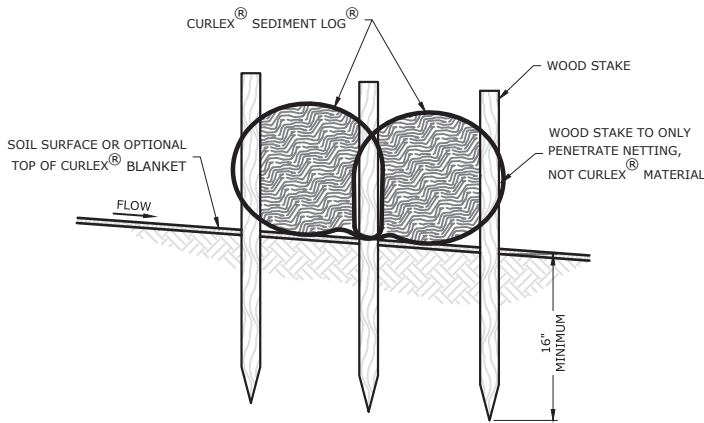
STAKE DETAIL (FRONT VIEW)
COMMON STAKE ABUTMENT JOINT
NO SCALE (4A/26)



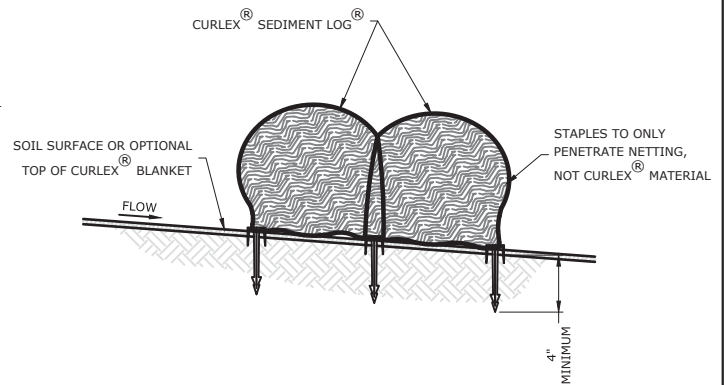
STAPLE DETAIL (FRONT VIEW)
COMMON STAPLE ABUTMENT JOINT
NO SCALE (4B/26)



ANCHOR DETAIL (PLAN VIEW)
OPTIONAL OVERLAPPING JOINT
NO SCALE (5/26)



STAKE DETAIL (SIDE VIEW)
OPTIONAL OVERLAPPING JOINT
NO SCALE (6A/26)



STAPLE DETAIL (SIDE VIEW)
OPTIONAL OVERLAPPING JOINT
NO SCALE (6B/26)

NOTES:

1. RECOMMENDED STAPLES ARE E-STAPLE®, 1" X 6", U-SHAPED, 11 GAUGE WIRE, OR 2" X 8", U-SHAPED, 8 GAUGE WIRE.
2. STAPLES SHALL BE INSTALLED 24 IN APART ON EACH SIDE OF THE CURLEX® SEDIMENT LOG®. THE TWO ROWS OF STAPLES SHALL BE STAGGERED BY 12 IN ALONG THE LENGTH OF THE CURLEX® SEDIMENT LOG®. INSTALLATION OF ONE CURLEX® SEDIMENT LOG® SHALL INCLUDE ONE STAPLE ON EACH END OF THE PRODUCT. ALL STAPLES SHALL BE FULLY INSERTED INTO THE SUBGRADE BELOW THE CURLEX® SEDIMENT LOG®.
3. ADJOIN TWO CURLEX® SEDIMENT LOGS BY PLACING STAPLES THROUGH THE NETTING OF BOTH LOGS ON BOTH SIDES OF THE PRODUCTS.
4. ANCHORING WITH STAPLES IS ONLY APPLICABLE FOR 6 IN AND 9 IN CURLEX® SEDIMENT LOGS AND SHALL NOT BE USED IN CHANNELIZED FLOW APPLICATIONS.
5. STAKES MAY BE USED IN CONJUNCTION WITH STAPLES FOR ADDITIONAL ANCHORING OF 6 IN AND 9 IN CURLEX® SEDIMENT LOGS, AS DEEMED NECESSARY BY THE ENGINEER.
6. RECOMMENDED WOODEN STAKES ARE 1 1/8" X 1 1/8" X 30" FOR 6", 9", AND 12" CURLEX® SEDIMENT LOGS.
7. RECOMMENDED WOODEN STAKES ARE 1 1/8" X 1 1/8" X 48" FOR 20" CURLEX® SEDIMENT LOGS.