



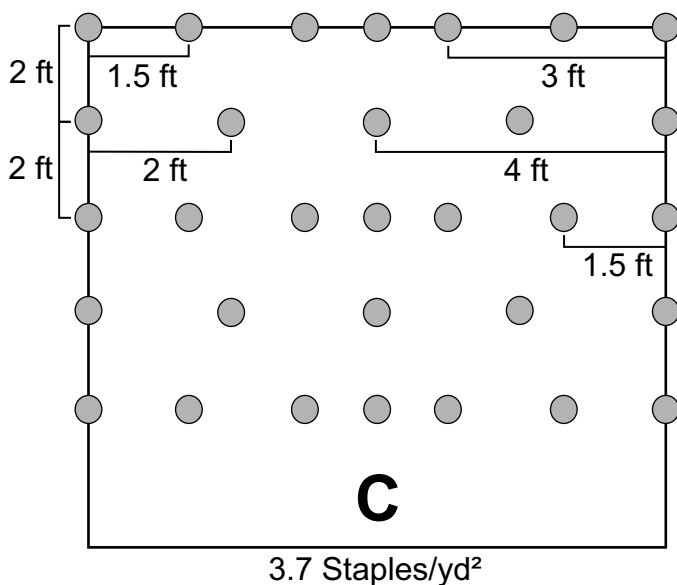
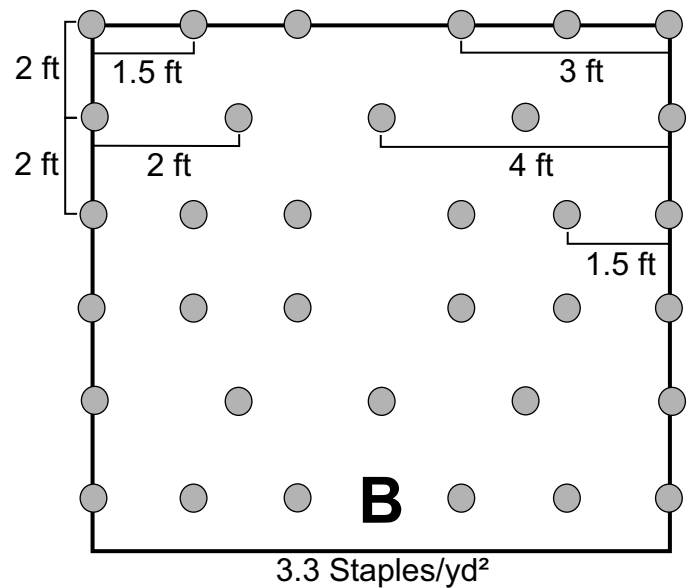
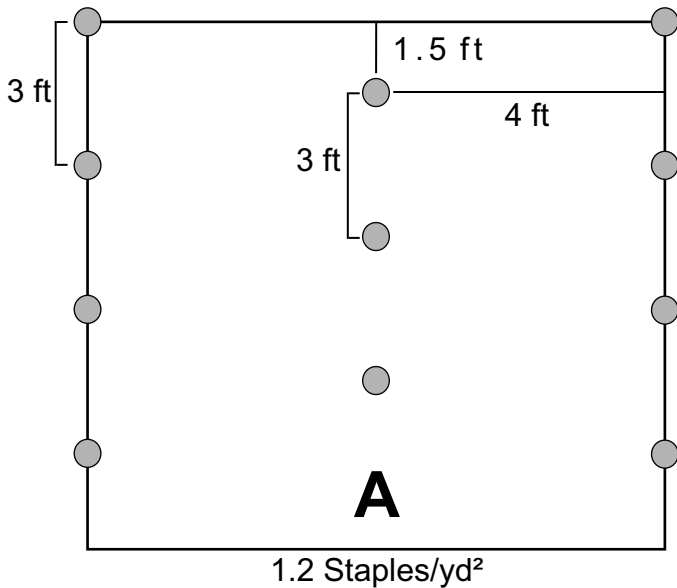
TriNet[®] Straw/Coconut Turf Reinforcement Mat (TRM) Staple Pattern Guide

For 8 ft wide TriNet TRM

Adjust horizontal staple spacing for 16ft wide TRM

Application	Slope		Channel	
	≤ 3H:1V	≤ .5H:1V	≤ 3.0 lb/ft ² (144 Pa) Shear Stress ≤ 12.0 ft/sec (3.66 m/sec) Velocity	≤ 10 lb/ft ² (479 Pa) Shear Stress ≤ 15.0 ft/sec (4.57 m/sec) Velocity
Staple Pattern	A	B	B	C

● = Staple Placement



Notes:

1. For cohesive soil, use a 6 in wire staple; for non-cohesive soil, use an 8 in wire staple.
2. For best results, insert staples so heads are parallel to the flow of water.
3. For tough/cohesive soil, use TL-TA2 Gripple twist anchors; for moderate/non-cohesive soil, use TL-TA1 Gripple twist anchors.
3. Adjust staple pattern so staples are placed in critical channel points (e.g. slope interface, channel bottom) as illustrated below:

Critical channel points are circled.

