



AEC Premier Straw[®] Wattles

Straw Sediment Control Device

American Excelsior Company's AEC Premier Straw Wattles are tubular products consisting of the finest available agricultural straw fibers encased in durable netting. The straw fibers are certified weed seed free. Straw wattles are dense by nature, thus they pool water unlike Curlex[®] Sediment Logs[®] that allow water to filter through their porous matrix. AEC Premier Straw Wattles may be placed across channels bottoms, but their primary use is on hillslopes to break up slope lengths and slow overland flow.



MATERIAL CHARACTERISTICS

AEC Premier Straw Wattles consist of the finest weed seed free agricultural straw fibers encased in durable netting. AEC Premier Straw Wattles are available wrapped on pallets for mechanical unloading.

Product Name/Nominal Diameter	9.0 in	12.0 in	20.0 in
Minimum Diameter	8.5 in (21.6 cm)	11.5 in (29.2cm)	19.0 in (48.3 cm)
Length (± 10%)	25.0 ft (7.6 m)	10.0 ft (3.1 m)	10.0 ft (3.1 m)
Weight (± 10%)	50.0 lb (22.7 kg)	30.0 lb (13.6 kg)	60.0 lb (27.2 kg)
Density (± 10%)	4.53 lb/ft ³ (72.63 kg/m ³)	3.82 lb/ft ³ (61.25 kg/m ³)	2.75 lb/ft ³ (44.10 kg/m ³)

TYPICAL APPLICATIONS

- On hillslopes to break up slope length and overland flow
- Across channel bottoms to pool water and reduce flow velocities



American
Excelsior
Company[®] 
Earth Science Division

Arlington, Texas (800) 777-SOIL • www.curlex.com





AEC Premier Straw® Wattles

Straw Sediment Control Device

Installation

AEC Premier Straw Wattles shall be installed on slopes or in channels to intercept water flow and collect sediment on site. AEC Premier Straw Wattles are typically installed in a two inch deep trench that is constructed along the contour, perpendicular to the slope or direction of flow. Ends of the wattles shall be turned up the slope, so as to retain water and prevent its release from the end of the wattle.

Wattles shall be secured to the subgrade by wooden stakes spaced every four lineal feet across the length of the wattle. Stakes shall be driven through the center of the wattle and into the ground a minimum of 24in, with less than two inches projecting above the top of the wattle. A stake shall be placed within two feet of the end of the wattle. The installation process may be expedited by using a metal rod to create pilot holes for wooden stakes. When joining two wattles, tightly abut both ends or overlap the wattles approximately six inches. If wattles are joined together by abutting the ends, tie the ends together using heavy twine or plastic locking ties.



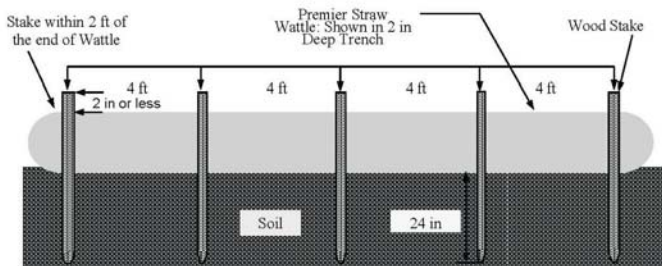
When installing in a channel bottom, AEC Premier Straw Wattle installation shall continue three feet above the anticipated high water mark.

AEC Premier Straw Wattles shall remain in place until fully established vegetation and root systems are present and can survive on their own. Wattles that are not removed will degrade in-place.

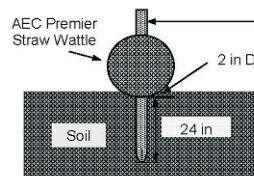
Project specifications should be reviewed for any unique installation requirements.



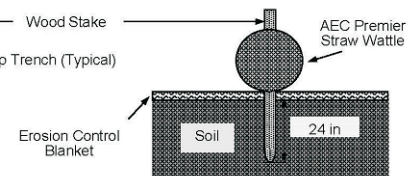
AEC Premier Straw® Wattles Staking Pattern Guide



Wattle Cross Section: On Bare Soil



Wattle Cross Section: On Erosion Control Blanket



Notes:

1. Drawings are not to scale.
2. Ends of Wattles shall be turned slightly up slope.
3. Recommended stakes are wooden 1 1/8 in wide x 1 1/8 in thick by a minimum of 30 in long for 9 in and 12 in AEC Premier Straw Wattles and 48 in long for 20 in AEC Premier Straw Wattle. Stakes shall not extend above the straw wattle more than 2 in.

Disclaimer: AEC Premier Straw Wattles are a system for erosion and sediment control on slopes and channels. American Excelsior Company (AEC) believes that the information contained herein to be reliable and accurate for use in erosion and sediment control applications. However, since physical conditions vary from job site to job site and even within a given job site, AEC makes no performance guarantees and assumes no obligation or liability for the reliability or accuracy of information contained herein for the results, safety, or suitability of using AEC Premier Straw Wattles, or for damages occurring in connection with the installation of any erosion control product whether or not made by AEC or its affiliates, except as separately and specifically made in writing. These specifications are subject to change without notice.



If you would like to receive more information or consult with one of our Customer Care Center Specialists, please call us toll free at (888-352-9582)
PDF download specifications available in the Technical Support Library at www.curlex.com