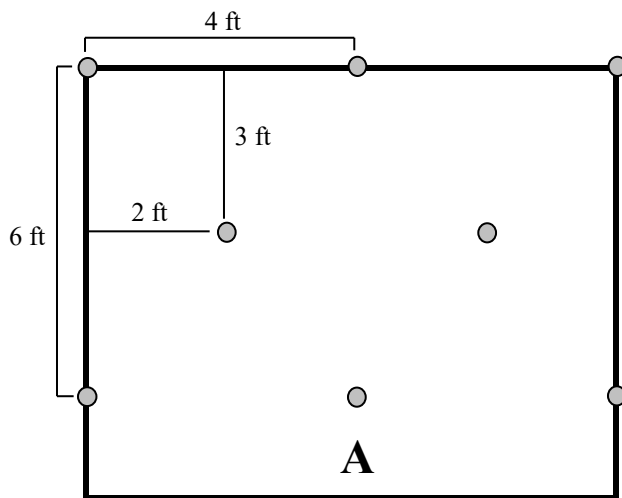




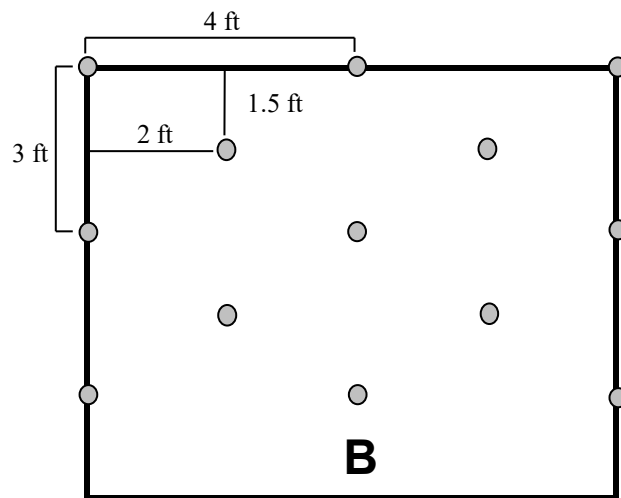
Curlex® NetFree™ Staple Pattern Guide

Application	Slope		Channel
	≤ 4H:1V	≤ 3H:1V	≤ 1.0 lb/ft ² (48 Pa) Shear Stress ≤ 3.0 ft/sec (0.9 m/sec) Velocity
Staple Pattern	A	B	C

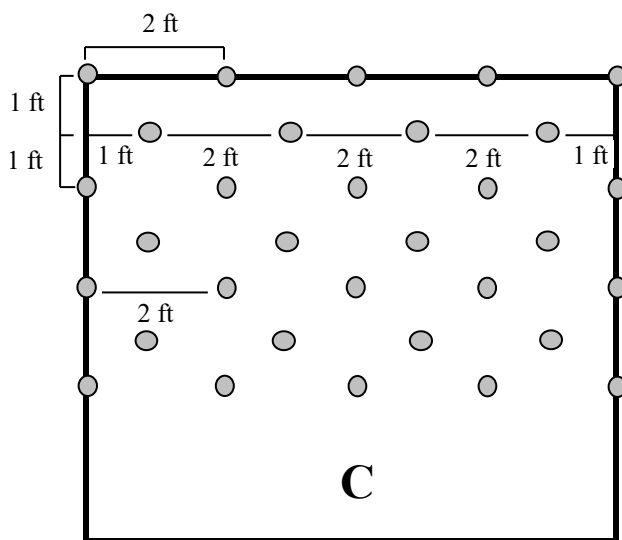
○ = Staple Placement



0.9 Staples/yd²



1.9 Staples/yd²



4.8 Staples/yd²

Notes:

1. Recommended staples are a minimum 4 in long 100% biodegradable E-Staple®, as provided by American Excelsior Company, for cohesive soils and 6 in long 100% biodegradable E-Staple®, as provided by American Excelsior Company, for non-cohesive soils.
2. Staples shall be placed on a stitch line and for best results insert staples so heads are parallel to the flow of water.
3. Adjust staple pattern so staples are placed in critical channel points (e.g. slope interface, channel bottom) as illustrated below:

Critical channel points are circled.

